

(I) (a) Statement Showing Shareholding Pattern

Name of the Company : POLYLINK POLYMERS (INDIA) LIMITED

Scrip Code, Name of the scrip, class of security:

/EQUITY

Quarter Ended 31-Mar-2014


Partly paid-up shares:-	No. of partly paid-up shares	As a % of total no. of partly paid-up shares	As a % of total no. of shares of the company
Held by promoter/promoter group	NA	NA	NA
Held by public	NA	NA	NA
Total	NA	NA	NA
Outstanding convertible Securities:-	No. of outstanding securities	As a % of total no. of outstanding convertible securities	As a % of total no. of shares of the company, assuming full conversion of the convertible securities
Held by promoter/promoter group	NA	NA	NA
Held by public	NA	NA	NA
Total	NA	NA	NA
Warrants:-	No. of warrants	As a % of total no. of warrants	As a % of total no. of shares of the company, assuming full conversion of warrants
Held by promoter/promoter group	0	0	.0000
Held by public	0	0	.0000
Total	0	0	.0000
Total paid-up capital of the company, assuming full conversion of warrants and convertible securities	22111500		



Prepared by MCS Limited.

(I) (a) Statement Showing Shareholding Pattern

Name Of The Company : POLYLINK POLYMERS (INDIA) LIMITED		Quarter Ended 31 Mar-2014						
Category Code	Category of Shareholders	Number of shareholders	Total no. of Shares	No. of Shares held in Dematerialised form	Total shareholding as a percentage of total shares		Shares pledged or otherwise encumbered	
					As a percentage of (A+B)	As a percentage of (A+B+C)	Number of shares	As a percentage
A	Shareholding of Promoter and Promoter Group							
2	Foreign							
d	Qualified Foreign Investor							
		0	0	0	.0000	.0000	0	.0000
	Sub Total (A)(2) :	0	0	0	.0000	.0000	0	.0000
	Total Shareholding of Promoter and Promoter Group (A) = (A)(1) + (A)(2) :	0	0	0	0	0	0	10.3733
A	Shareholding of Promoter and Promoter Group2							
1	Indian							
a	Individuals/ Hindu Undivided Family							
		5	2653200	1494700	11.9992	11.9992	0	.0000
b	Central Government/ State Government(s)							
		0	0	0	.0000	.0000	0	.0000
c	Bodies Corporate							
		8	13927797	5606797	62.9888	62.9888	1720000	12.3490
d	Financial Institutions/ Banks							
		0	0	0	.0000	.0000	0	.0000
e	Any Other (Specify)							
i	Trust							
		0	0	0	.0000	.0000	0	.0000
ii	Society							
		0	0	0	.0000	.0000	0	.0000
iii	Educational Institutions							
		0	0	0	.0000	.0000	0	.0000
	Sub Total (A)(1) :	13	16580997	7101497	74.9880	74.9880	1720000	10.3733
2	Foreign							
a	Individuals (Non Resident Indians / Foreign Individuals)							
		0	0	0	.0000	.0000	0	.0000
b	Bodies Corporate							
		0	0	0	.0000	.0000	0	.0000
c	Institutions							
		0	0	0	.0000	.0000	0	.0000
e	Any Other (Specify)							
		0	0	0	.0000	.0000	0	.0000
	Sub Total (A)(2) :	0	0	0	.0000	.0000	0	.0000
	Total Shareholding of Promoter and Promoter Group (A) = (A)(1) + (A)(2) :	13	16580997	7101497	74.988	74.988	1720000	10.3733
B	Public Shareholding						NA	NA
1	Institutions						NA	NA
h	Qualified Foreign Investor							
		0	0	0	.0000	.0000		
	Sub Total (B)(1) :	0	0	0	.0000	.0000		




(I) (a) Statement Showing Shareholding Pattern

Name Of The Company : POLYLINK POLYMERS (INDIA) LIMITED

Quarter Ended 31 Mar-2014

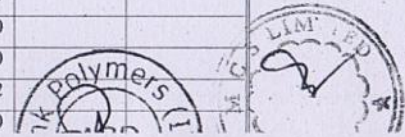
Category Code	Category of Shareholders	Number of shareholders	Total no. of Shares	No. of Shares held in Dematerialised form	Total shareholding as a percentage of total shares		Shares pledged or otherwise encumbered	
					As a percentage of (A+B)	As a percentage of (A+B+C)	Number of shares	As a percentage
A	Shareholding of Promoter and Promoter Group							
2	Foreign							
d	Qualified Foreign Investor	0	0	0	.0000	.0000	0	.0000
	Sub Total (A)(2) :	0	0	0	.0000	.0000	0	.0000
	Total Shareholding of Promoter and Promoter Group (A) = (A)(1) + (A)(2) :	0	0	0	0	0	0	10.3733
A	Shareholding of Promoter and Promoter Group2							
1	Indian							
a	Individuals/ Hindu Undivided Family	5	2653200	1494700	11.9992	11.9992	0	.0000
b	Central Government/ State Government(s)	0	0	0	.0000	.0000	0	.0000
c	Bodies Corporate	8	13927797	5606797	62.9888	62.9888	1720000	12.3490
d	Financial Institutions/ Banks	0	0	0	.0000	.0000	0	.0000
e	Any Other (Specify)							
i	Trust	0	0	0	.0000	.0000	0	.0000
ii	Society	0	0	0	.0000	.0000	0	.0000
iii	Educational Institutions	0	0	0	.0000	.0000	0	.0000
	Sub Total (A)(1) :	13	16580997	7101497	74.9880	74.9880	1720000	10.3733
2	Foreign							
a	Individuals (Non Resident Indians / Foreign Individuals)	0	0	0	.0000	.0000	0	.0000
b	Bodies Corporate	0	0	0	.0000	.0000	0	.0000
c	Institutions	0	0	0	.0000	.0000	0	.0000
e	Any Other (Specify)	0	0	0	.0000	.0000	0	.0000
	Sub Total (A)(2) :	0	0	0	.0000	.0000	0	.0000
	Total Shareholding of Promoter and Promoter Group (A) = (A)(1) + (A)(2) :	13	16580997	7101497	74.988	74.988	1720000	10.3733
B	Public Shareholding						NA	NA
I	Institutions						NA	NA
h	Qualified Foreign Investor	0	0	0	.0000	.0000		
	Sub Total (B)(1) :	0	0	0	.0000	.0000		



Statement Showing Shareholding Pattern

Name Of The Company : POLYLINK POLYMERS (INDIA) LIMITED

		Quarter Ended		Mar-2014				
Category Code	Category of Shareholders	Number of shareholders	Total no. of Shares	No. of Shares held in Dematerialised form	Total shareholding as a percentage of total shares		Shares pledged or otherwise encumbered	
					As a percentage of (A+B)	As a percentage of (A+B+C)	Number of shares	As a percentage
B	Public Shareholding						NA	NA
2	Non-Institutions						NA	NA
c	Qualified Foreign Investor							
		0	0	0	.0000	.0000		
	Sub Total (B)(2) :	0	0	0	.0000	.0000		
	Total Public Shareholding (B) = (B)(1) + (B)(2) :	0	0	0	0	0		
B	Public Shareholding³						NA	NA
I	Institutions						NA	NA
a	Mutual Funds/ UTI							
		0	0	0	.0000	.0000		
b	Financial Institutions/ Banks							
		0	0	0	.0000	.0000		
c	Central Government/ State Government(s)							
		0	0	0	.0000	.0000		
d	Venture Capital Funds							
		0	0	0	.0000	.0000		
e	Insurance Companies							
		0	0	0	.0000	.0000		
f	Foreign Institutional Investors							
		0	0	0	.0000	.0000		
g	Foreign Venture Capital Investors							
		0	0	0	.0000	.0000		
i	Any Other (Specify)							
		0	0	0	.0000	.0000		
	Sub Total (B)(1) :	0	0	0	.0000	.0000		
2	Non-Institutions						NA	NA
a	Bodies Corporate							
		88	1961857	1959657	8.8726	8.8726		
b	Individuals							
i	Individual Shareholders Holding Nominal Share Capital Upto Rs. 1 Lakh.	3731	2780604	2281684	12.5754	12.5754		
ii	Individual Shareholders Holding Nominal Share Capital in excess of Rs. 1 Lakh.	17	773436	751836	3.4979	3.4979		
d	Any Other (Specify)							
i	Trust & Foundations	1	200	200	.0009	.0009		
ii	Cooperative Societies	0	0	0	.0000	.0000		
iii	Educational Institutions	0	0	0	.0000	.0000		
iv	Non Resident Individual	7	14406	13406	.0652	.0652		
v	Foreign Companies	0	0	0	.0000	.0000		



Name Of The Company : POLYLINK POLYMERS (INDIA) LIMITED

Quarter Ended

r-2014

Category Code	Category of Shareholders	Number of shareholders	Total no. of Shares	No. of Shares held in Dematerialised form	Total shareholding as a percentage of total shares		Shares pledged or otherwise encumbered	
					As a percentage of (A+B)	As a percentage of (A+B+C)	Number of shares	As a percentage
B	Public Shareholding³							
2	Non-Institutions						NA	NA
	Sub Total (B)(2) :	3844	5530503	5006783	25.0120	25.0120	NA	NA
	Total Public Shareholding (B) = (B)(1) + (B)(2) :	3844	5530503	5006783	25.012	25.012		
	Total (A) + (B) :	3857	22111500	12108280	100.0000	100.0000	1720000	7.7788
C	Shares held by Custodians and against which Depository Receipts have been issued							
		0	0	0	0	0		
	GRAND TOTAL (A) + (B) + (C)	3857	22111500	12108280	100.0000	100.0000	1720000	7.7788

Prepared By MCS Limited.




Category Code	Category of Shareholders	CLASS X (III)	CLASS Y (IV)	CLASS Z (V)	Total Voting Rights (III+IV+V)	As a percentage of (A+B)	As a percentage of (A+B+C)
A	Shareholding of Promoter and Promoter Group						
1	Indian						
a	Individuals/ Hindu Undivided Family	NA	NA	NA	NA		
b	Central Government/ State Government(s)	NA	NA	NA	NA		
c	Bodies Corporate	NA	NA	NA	NA		
d	Financial Institutions/ Banks	NA	NA	NA	NA		
e	Any Other (Specify)	NA	NA	NA	NA		
i	Trust						
ii	Society						
iii	Educational Institutions						
	Sub Total (A)(1) :	NA	NA	NA	NA	NA	NA
2	Foreign						
a	Individuals (Non Resident Indians / Foreign Individuals)	NA	NA	NA	NA		
b	Bodies Corporate	NA	NA	NA	NA		
c	Institutions	NA	NA	NA	NA		
d	Qualified Foreign Investor	NA	NA	NA	NA		
e	Any Other (Specify)	NA	NA	NA	NA		
	Sub Total (A)(2) :	NA	NA	NA	NA	NA	NA
	Total Shareholding of Promoter and Promoter Group (A) = (A)(1) + (A)(2) :	NA	NA	NA	NA	NA	NA
B	Public Shareholding						
1	Institutions						
a	Mutual Funds/ UTI	NA	NA	NA	NA		
		NA	NA	NA	NA		



... pattern of shareholders, if more than one class of shares/securities is issued by the issuer.

Category Code	Category of Shareholders	CLASS X (III)	CLASS Y (IV)	CLASS Z (V)	Total Voting Rights (III+IV+V)	As a percentage of (A+B)	As a percentage of (A+B+C)
B	Public Shareholding						
1	Institutions						
b	Financial Institutions/ Banks	NA	NA	NA	NA		
c	Central Government/ State Government(s)	NA	NA	NA	NA		
d	Venture Capital Funds	NA	NA	NA	NA		
e	Insurance Companies	NA	NA	NA	NA		
f	Foreign Institutional Investors	NA	NA	NA	NA		
g	Foreign Venture Capital Investors	NA	NA	NA	NA		
h	Qualified Foreign Investor	NA	NA	NA	NA		
i	Any Other (Specify)	NA	NA	NA	NA		
	Sub Total (B)(1) :	NA	NA	NA	NA	NA	NA
2	Non-Institutions						
a	Bodies Corporate	NA	NA	NA	NA		
b	Individuals	NA	NA	NA	NA		
i	Individual Shareholders Holding Nominal Share Capital Upto Rs. 1 Lakh.						
ii	Individual Shareholders Holding Nominal Share Capital in excess of Rs. 1 Lakh.						
c	Qualified Foreign Investor	NA	NA	NA	NA		
d	Any Other (Specify)	NA	NA	NA	NA		
i	Trust & Foundations						
ii	Cooperative Societies						
iii	Educational Institutions						
iv	Non Resident Individual						
v	Foreign Companies						
vi	OCB						




(III) (a) Statement showing the voting pattern of shareholders, if more than one class of shares/securities is issued by the issuer.

Category Code	Category of Shareholders	CLASS X (III)	CLASS Y (IV)	CLASS Z (V)	Total Voting Rights (III+IV+V)	As a percentage of (A+B)	As a percentage of (A+B+C)
B	Public Shareholding						
2	Non-Institutions						
	Sub Total (B)(2) :	NA	NA	NA	NA	NA	NA
	Total Public Shareholding (B) = (B)(1) + (B)(2) :	NA	NA	NA	NA	NA	NA
	Total (A) + (B) :	NA	NA	NA	NA	NA	NA
C	Shares held by Custodians and against which Depository Receipts have been issued						
1	Promoter and Promoter Group	NA	NA	NA	NA	NA	NA
		NA	NA	NA	NA	NA	NA

Prepared By MCS Limited.



C	Shares held by Custodians and against which Depository Receipts have been issued						
2	Public	NA	NA	NA	NA	NA	NA
	GRAND TOTAL (A) + (B) + (C)	NA	NA	NA	NA	NA	NA



UNIT : POLYLINK POLYMERS (INDIA) LIMITED

(I) (b) Statement showing holding of securities (including shares, warrants, convertible securities) of persons belonging to the category "Promoter and Promoter Group"


Sri No.	Name of the shareholder	Total shares held		Shares pledged or otherwise encumbered			Details of Warrants		Details of Convertible Securities held		Total shares (including underlying shares assuming full conversion of warrants and convertible securities) as a % of diluted share capital
		Number	As a % of grand total (A)+(B)+(C)	Number	As a percentage	As a % of grand total (A)+(B)+(C) of sub-clause (1)(a)	Number of Warrants	As a % of total number of warrants of the same class	Number of convertible securities held	As a % of total number of convertible securities of the same class	
1	KASHIPUR HOLDINGS LTD.	6601000	29.8532	0	.0000	.0000	Nil	Nil	Nil	Nil	Nil
2	KASHIPUR HOLDINGS LIMITED	2814000	12.7264	0	.0000	.0000	Nil	Nil	Nil	Nil	Nil
3	AJAY COMMERCIAL CO (P) LTD	1817697	8.2206	0	.0000	.0000	Nil	Nil	Nil	Nil	Nil
4	SAJANI DEVI BHARTIA	1158500	5.2394	0	.0000	.0000	Nil	Nil	Nil	Nil	Nil
5	LAUREL FINANCE LTD.	1047500	4.7374	1047500	100.0000	4.7374	Nil	Nil	Nil	Nil	Nil
6	UMA SHANKAR BHARTIA	1000000	4.5225	0	.0000	.0000	Nil	Nil	Nil	Nil	Nil
7	ALAKNANDA HOLDING LTD.	672500	3.0414	672500	100.0000	3.0414	Nil	Nil	Nil	Nil	Nil
8	KASHIPUR HOLDINGS LIMITED	600000	2.7135	0	.0000	.0000	Nil	Nil	Nil	Nil	Nil
9	JAYSHREE BHARTIA	350800	1.5865	0	.0000	.0000	Nil	Nil	Nil	Nil	Nil
10	FACIT COMMOALES PVT. LTD.	290000	1.3115	0	.0000	.0000	Nil	Nil	Nil	Nil	Nil
11	UMA SHANKAR BHARTIA	137100	.6200	0	.0000	.0000	Nil	Nil	Nil	Nil	Nil
12	MAYUR BARTER (P) LTD	85100	.3849	0	.0000	.0000	Nil	Nil	Nil	Nil	Nil
13	POOJA BHARTIA	6800	.0308	0	.0000	.0000	Nil	Nil	Nil	Nil	Nil
	TOTAL	16580997	74.9881	1720000	10.3730	7.7788	Nil	Nil	Nil	Nil	Nil



UNIT : POLYLINK POLYMERS (INDIA) LIMITED

(I) (c)(i) Statement showing holding of securities(including shares,warrants,convertible securities) of persons belonging to the category"Public" and holding more than 1 % of the total number of shares.

Sri No.	Name of the shareholder	Number of Shares	Shares as a percentage of total number of shares (i.e., Grand Total (A)+(B)+(C) indicated in Statement at para (I)(a) above)	Details of Warrants		Details of Convertible Securities held		Total shares(including underlying shares assuming full conversion of warrants and convertible securities) as a % of diluted share capital
				Number of Warrants	As a % of total number of warrants of the same class	Number of convertible securities held	As a % of total number of convertible securities of the same class	
I	MONET SECURITIES PRIVATE LTD	651751	2.9476	Nil	Nil	Nil	Nil	Nil
	TOTAL	651751	2.9476	Nil	Nil	Nil	Nil	Nil



UNIT : POLYLINK POLYMERS (INDIA) LIMITED

(I) (c)(ii) Statement showing holding of securities(including shares,warramnts,convertible securities) of persons (together with PAC) belonging to the category "Public" and holding more than 5% of the total number of shares of the company.

Srl No.	Name of the shareholder and the Persons Acting In Concert(PAC) with them	Number of Shares	Shares as a percentage of total number of shares (i.e., Grand Total (A)+(B)+(C) indicated in Statement at para (I)(a) above }	Details of Warrants		Details of Convertible Securities held		Total shares(including underlying shares assuming full conversion of warrants and conevertible securities) as a % of diluted share capital
				Number of Warrants	As a % of total number of warrants of the same class	Number of convertible Securities held	% w.r.t total number of convertible securities of the same class	
				Nil	Nil	Nil	Nil	Nil
	TOTAL			Nil	Nil	Nil	Nil	Nil



UNIT : POLYLINK POLYMERS (INDIA) LIMITED

(I) (d) Statement showing details of locked-in shares.

Sri No.	Name of the shareholder	Number of Shares Locked-in	Locked-in Shares as a percentage of total number of shares {i.e., Grand Total (A)+(B)+(C) indicated in Statement at para (I)(a) above }	Promoter/Promoter Group / Public
1	KASHIPUR HOLDINGS LTD.	6601000	29.8532	PROMOTER , GROUP
	TOTAL	6601000	29.8532	



UNIT : POLYLINK POLYMERS (INDIA) LIMITED

(II) (a) Statement showing details of Depository Receipts (DRs)

Srl No.	Type of outstanding DR (ADRS,GDRs SDRs,etc.)	Number of outstanding DRs	Number of shares underlying outstanding DRs	Shares underlying outstanding DRs as a percentage of total number of shares (i.e Grand Total (A)+(B)+(C) indicated in statement at para (I)(a) above)
1	Nil	Nil	Nil	Nil
	TOTAL	Nil	Nil	Nil

(II) (b) Statement showing details of Depository Receipts (DRs) where underlying shares held by 'promoter/promoter group' are in excess of 1 % of the total number of shares.

Srl No.	Name of the DR Holder	Type of outstanding DRs (ADRS,GDRs, SDRs etc)	Number of shares underlying outstanding DRs	Shares underlying outstanding DRs as a percentage of total number of shares (i.e Grand Total (A)+(B)+(C) indicated in statement at para (I)(a) above)
1	Nil	Nil	Nil	Nil
	TOTAL	Nil	Nil	Nil

